

CSC 4103 - Operating Systems
Fall 2009


LECTURE - IV THREADS

Tevfik Koşar

Louisiana State University
September 8th, 2009

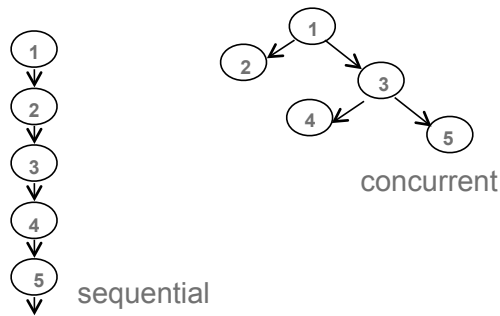
Roadmap

- Threads
 - Why do we need them?
 - Threads vs Processes
 - Threading Examples
 - Threading Implementation & Multi-threading Models
 - Other Threading Issues
 - Thread cancellation
 - Signal handling
 - Thread pools
 - Thread specific data



Concurrent Programming

- In certain cases, a single application may need to run several tasks at the same time



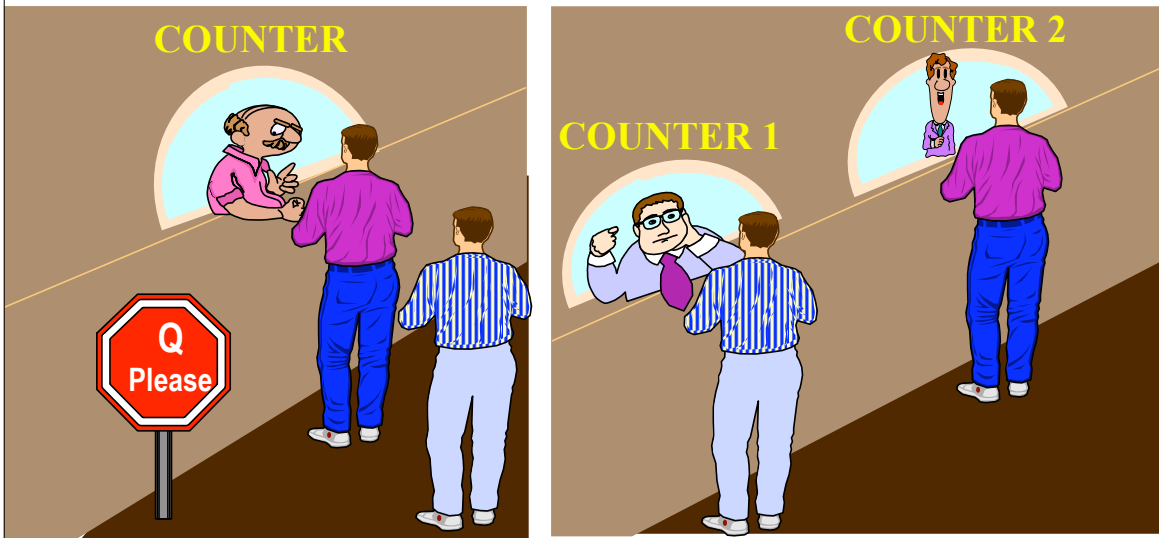
3

Motivation

- Increase the performance by running more than one tasks at a time.
 - divide the program to n smaller pieces, and run it n times faster using n processors
- To cope with independent physical devices.
 - do not wait for a blocked device, perform other operations at the background

4

Serial vs Parallel



5

Divide and Compute

$$x_1 + x_2 + x_3 + x_4 + x_5 + x_6 + x_7 + x_8$$

How many operations with sequential programming?

7

Step 1: $x_1 + x_2$

Step 2: $x_1 + x_2 + x_3$

Step 3: $x_1 + x_2 + x_3 + x_4$

Step 4: $x_1 + x_2 + x_3 + x_4 + x_5$

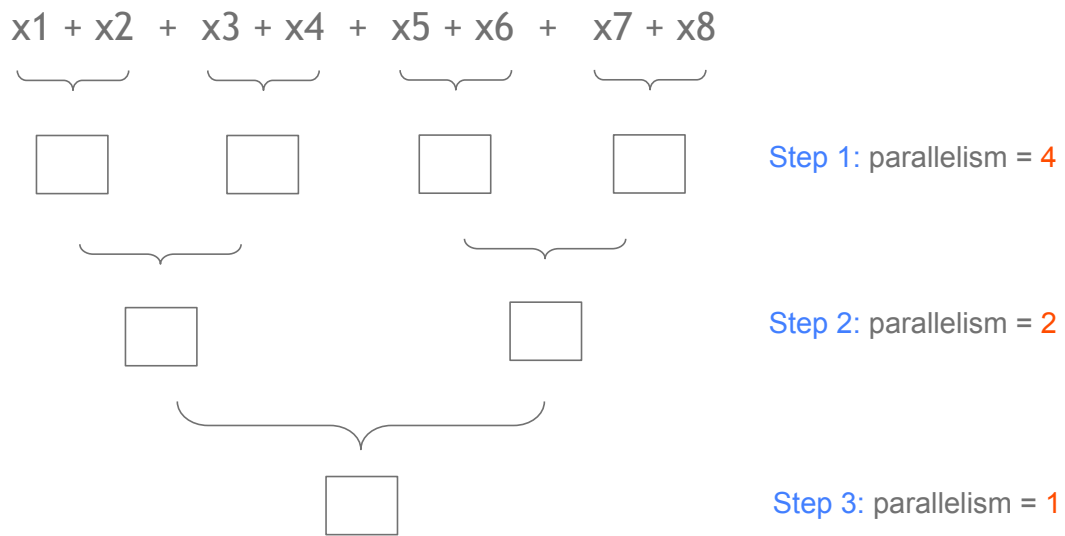
Step 5: $x_1 + x_2 + x_3 + x_4 + x_5 + x_6$

Step 6: $x_1 + x_2 + x_3 + x_4 + x_5 + x_6 + x_7$

Step 7: $x_1 + x_2 + x_3 + x_4 + x_5 + x_6 + x_7 + x_8$

6

Divide and Compute



7

Gain from parallelism

In theory:

- dividing a program into n smaller parts and running on n processors results in n time speedup

In practice:

- This is not true, due to
 - Communication costs
 - Dependencies between different program parts
 - Eg. the addition example can run only in $\log(n)$ time not $1/n$

8

Concurrent Programming

- Implementation of concurrent tasks:
 - as separate programs
 - as a set of processes or threads created by a single program
- Execution of concurrent tasks:
 - on a single processor (can be multiple cores)
 - ➔ Multithreaded programming
 - on several processors in close proximity
 - ➔ Parallel computing
 - on several processors distributed across a network
 - ➔ Distributed computing

9

Why Threads?

- In certain cases, a single application may need to run several tasks at the same time
 - Creating a new process for each task is **time consuming**
 - Use a single process with multiple threads
 - faster
 - less overhead for creation, switching, and termination
 - share the same address space

10

Ownership vs Execution

➤ A process embodies two independent concepts:

1. resource ownership
2. execution & scheduling

1. Resource ownership

- ✓ a process is allocated address space to hold the image, and is granted control of I/O devices and files
- ✓ the O/S prevents interference among processes while they make use of resources (multiplexing)

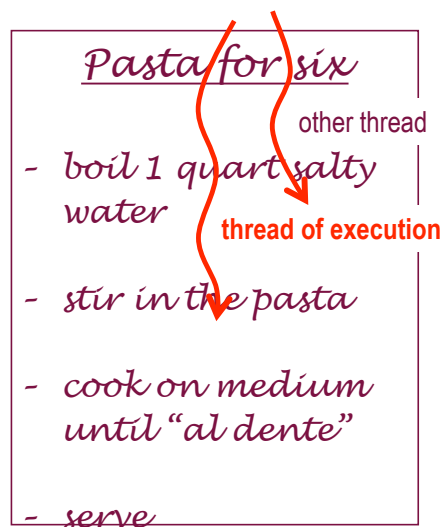
2. Execution & scheduling

- ✓ a process follows an execution path through a program --> Thread
- ✓ it has an execution state and is scheduled for dispatching


11

Multi-threading

➤ The execution part is a “thread” that can be multiplied



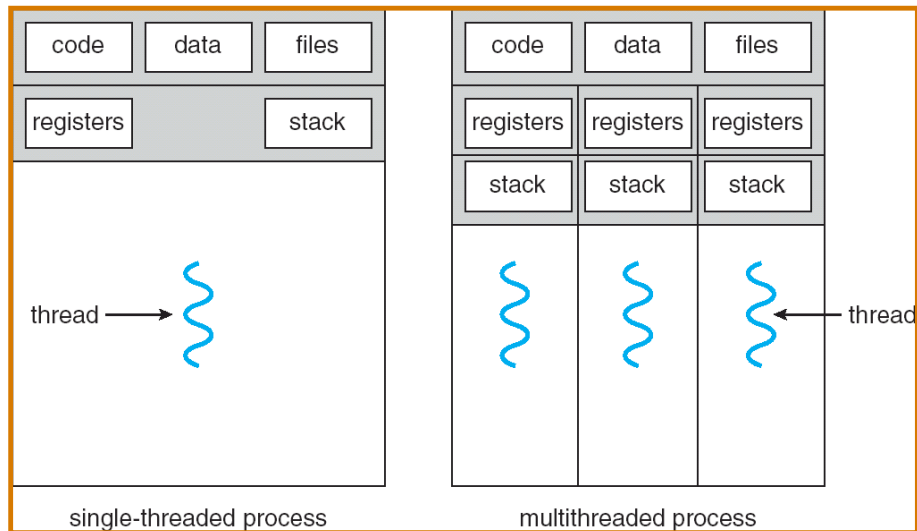
Program



Process

12

Single and Multithreaded Processes

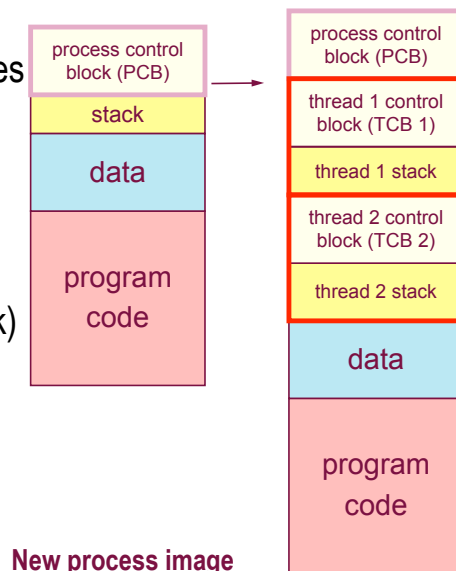


13

New Process Description Model

➤ Multithreading requires changes in the process description model

- ✓ each thread of execution receives its own control block and stack
 - own execution state ("Running", "Blocked", etc.)
 - own copy of CPU registers
 - own execution history (stack)
- ✓ the process keeps a global control block listing resources currently used



14

Per-process vs per-thread items

➤ Per-process items and per-thread items in the control block structures

- ✓ process identification data + thread identifiers
 - numeric identifiers of the process, the parent process, the user, etc.
- ✓ CPU state information
 - user-visible, control & status registers
 - stack pointers
- ✓ process control information
 - scheduling: state, priority, awaited event
 - used memory and I/O, opened files, etc.
 - pointer to next PCB

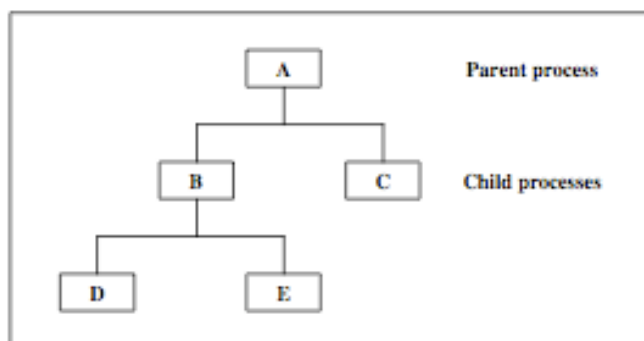
15

Multi-process model

Process Spawning:

Process creation involves the following four main actions:

- setting up the process control block,
- allocation of an address space and
- loading the program into the allocated address space and
- passing on the process control block to the scheduler

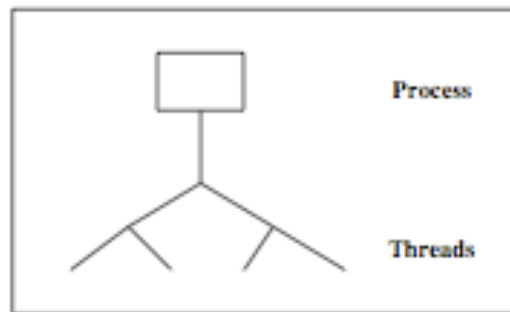


16

Multi-thread model

Thread Spawning:

- Threads are created *within and belonging to* processes
- All the threads created within one process share the resources of the process including the address space
- Scheduling is performed on a per-thread basis.
- The thread model is a *finer grain scheduling model* than the process model
- Threads have a similar *lifecycle* as the processes and will be managed mainly in the same way as processes are



17

Threads vs Processes

- A common terminology:
 - Heavyweight Process = Process
 - Lightweight Process = Thread

Advantages (Thread vs. Process):

- Much quicker to create a thread than a process
 - spawning a new thread only involves allocating a new stack and a new CPU state block
- Much quicker to switch between threads than to switch between processes
- Threads share data easily

Disadvantages (Thread vs. Process):

- Processes are more flexible
 - They don't have to run on the same processor
- No security between threads: One thread can stomp on another thread's data
- For threads which are supported by user thread package instead of the kernel:
 - If one thread blocks, all threads in task block.

18

Thread Creation

- **pthread_create**

```
// creates a new thread executing start_routine
int pthread_create(pthread_t *thread,
                  const pthread_attr_t *attr,
                  void *(*start_routine)(void*), void *arg);
```

- **pthread_join**

```
// suspends execution of the calling thread until the target
// thread terminates
int pthread_join(pthread_t thread, void **value_ptr);
```

19

Thread Example

```
int main()
{
    pthread_t thread1, thread2; /* thread variables */

    pthread_create (&thread1, NULL, (void *) &print_message_function,
                  (void*)"hello ");
    pthread_create (&thread2, NULL, (void *) &print_message_function,
                  (void*)"world!\n");

    pthread_join(thread1, NULL);
    pthread_join(thread2, NULL);

    exit(0);
}
```

Why use pthread_join?

To force main block to wait for both threads to terminate, before it exits.
If main block exits, both threads exit, even if the threads have not finished their work.

20

Exercise

Consider a process with two concurrent threads T1 and T2. The code being executed by T1 and T2 is as follows:

Shared Data:

X:= 5; Y:=10;

T1:

Y = X+1;

X = Y;

Write X;

T2:

U = Y-1;

Y = U;

Write Y;

Assume that each assignment statement on its own is executed as an atomic operation. What are the possible outputs of this process?

21

Solution

All six statements can be executed in any order. Possible outputs are:

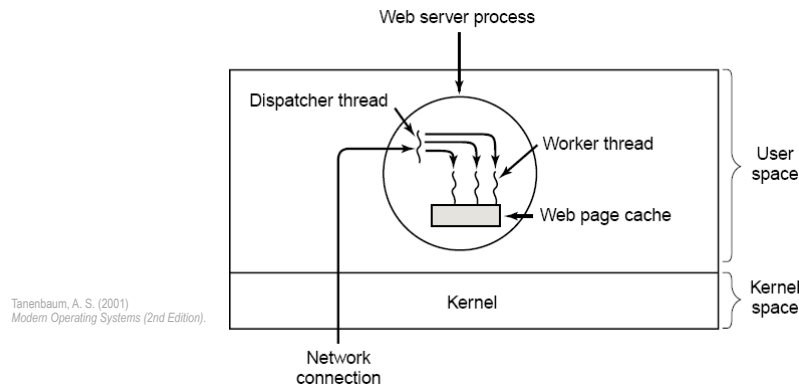
- 1) 65
- 2) 56
- 3) 55
- 4) 99
- 5) 66
- 6) 69
- 7) 96

22

Threading Examples

➤ Web server

- ✓ as each new request comes in, a “dispatcher thread” spawns a new “worker thread” to read the requested file (worker threads may be discarded or recycled in a “thread pool”)



Tanenbaum, A. S. (2001)
Modern Operating Systems (2nd Edition).

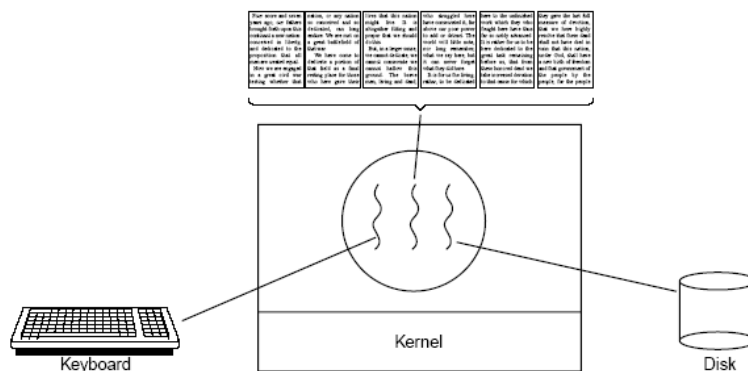
A multithreaded Web server

23

Threading Examples

➤ Word processor

- ✓ one thread listens continuously to keyboard and mouse events to refresh the GUI; a second thread reformats the document (to prepare page 600); a third thread writes to disk periodically



Tanenbaum, A. S. (2001)
Modern Operating Systems (2nd Edition).

A word processor with three threads

24

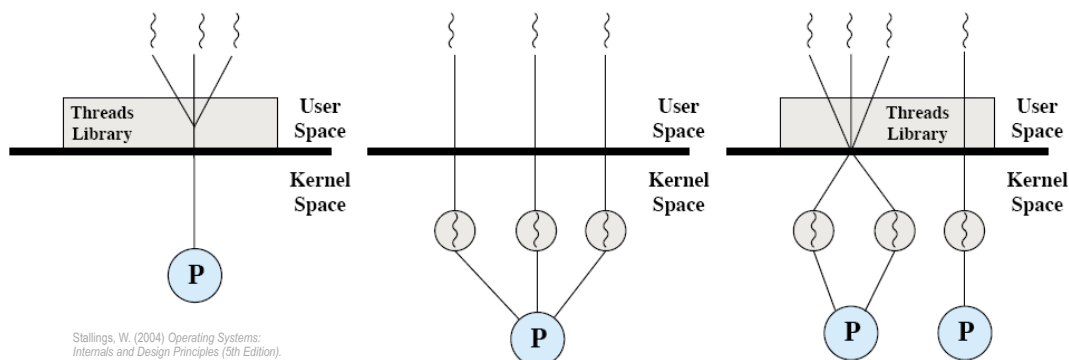
Threading Benefits

- Patterns of multithreading usage across applications
 - ✓ perform foreground and background work in parallel
 - illusion of full-time interactivity toward the user while performing other tasks (same principle as time-sharing)
 - ✓ allow asynchronous processing
 - separate and desynchronize the execution streams of independent tasks that don't need to communicate
 - handle external, surprise events such as client requests
 - ✓ increase speed of execution
 - “stagger” and overlap CPU execution time and I/O wait time (same principle as multiprogramming)

25

Thread Implementation

- Two broad categories of thread implementation
 - ✓ User-Level Threads (ULTs)
 - ✓ Kernel-Level Threads (KLTs)



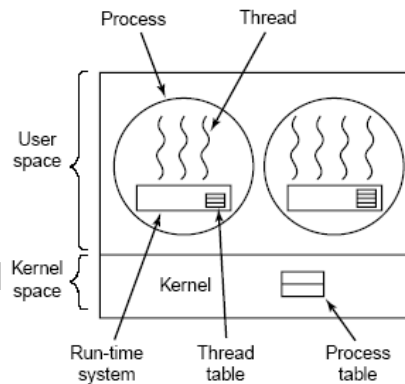
Pure user-level (ULT), pure kernel-level (KLT) and combined-level (ULT/KLT) threads

26

Thread Implementation

➤ User-Level Threads (ULTs)

- ✓ the kernel is not aware of the existence of threads, it knows only processes with one thread of execution (one PC)
- ✓ each user process manages its own private thread table
- 👉 light thread switching: does not need kernel mode privileges
- 👉 cross-platform: ULTs can run on any underlying O/S
- 👉 if a thread blocks, the entire process is blocked, including all other threads in it



Tanenbaum, A. S. (2001)
Modern Operating Systems (2nd Edition).

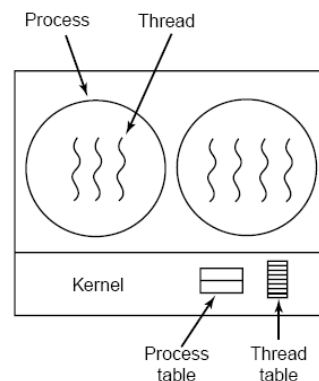
A user-level thread package

27

Thread Implementation

➤ Kernel-Level Threads

- ✓ the kernel knows about and manages the threads: creating and destroying threads are system calls
- 👉 fine-grain scheduling, done on a thread basis
- 👉 if a thread blocks, another one can be scheduled without blocking the whole process
- 👉 heavy thread switching involving mode switch



Tanenbaum, A. S. (2001)
Modern Operating Systems (2nd Edition).

A kernel-level thread package

28

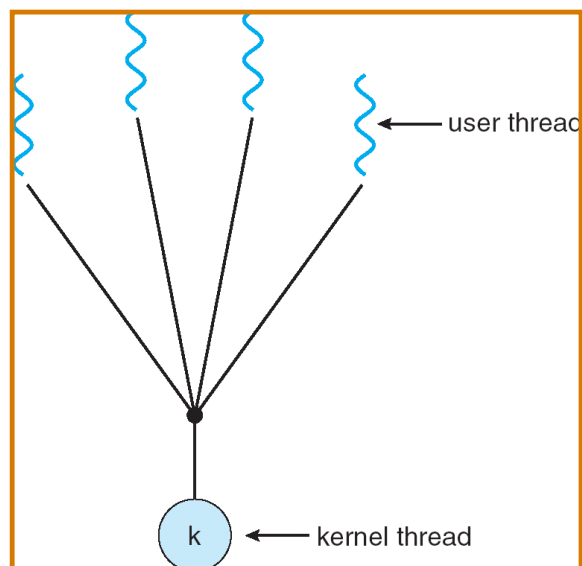
Different Multi-threading Models

- Many-to-One
- One-to-One
- Many-to-Many
- Hybrid

29

Many-to-One Model

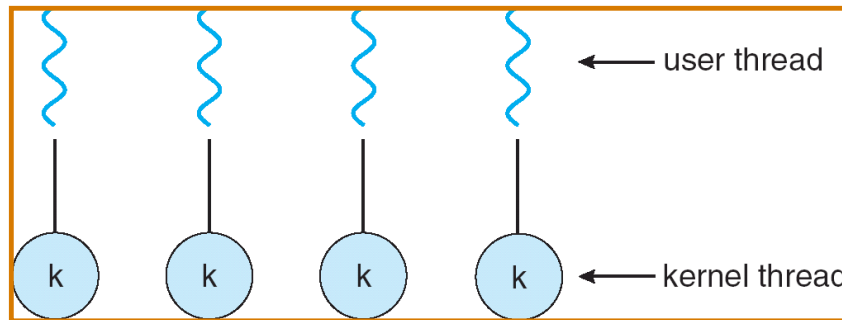
- Several user-level threads mapped to single kernel thread
- Thread management in user space → efficient
- If a thread blocks, entire process blocks
- One thread can access the kernel at a time → limits parallelism
- Examples:
 - Solaris Green Threads
 - GNU Portable Threads



30

One-to-One Model

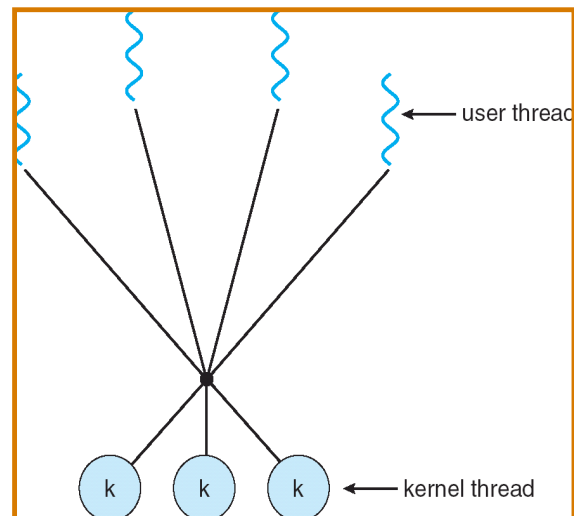
- Each user-level thread maps to a kernel thread
- A blocking thread does not block other threads
- Multiple threads can access kernel concurrently → increased parallelism
- Drawback: Creating a user level thread requires creating a kernel level thread → increased overhead and limited number of threads
- Examples: Windows NT/XP/2000, Linux, Solaris 9 and later



31

Many-to-Many Model

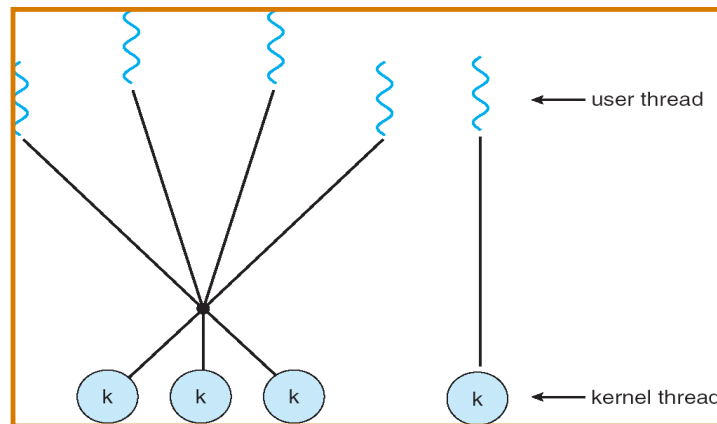
- Allows many user level threads to be mapped to a smaller number of kernel threads
- Allows the operating system to create a sufficient number of kernel threads
- Increased parallelism as well as efficiency
- Solaris prior to version 9
- Windows NT/2000 with the *ThreadFiber* package



32

Two-level Model

- Similar to M:M, except that it allows a user thread to be **bound** to kernel thread
- Examples: IRIX, HP-UX, Tru64 UNIX, Solaris 8 and earlier



33

Threading Issues

- Semantics of `fork()` and `exec()` system calls
- Thread cancellation
- Signal handling
- Thread pools
- Thread specific data

34

Semantics of fork() and exec()

- Semantics of **fork()** and **exec()** system calls change in a multithreaded program
 - Eg. if one thread in a multithreaded program calls fork()
 - Should the new process duplicate all threads?
 - Or should it be single-threaded?
 - Some UNIX systems implement two versions of fork()
 - If a thread executes exec() system call
 - Entire process will be replaced, including all threads

35

Thread Cancellation

- Terminating a thread before it has finished
 - If one thread finishes the searching a database, others may be terminated
 - If user presses a button on a web browser, web page can be stopped from loading further
- Two approaches to cancel the target thread
 - **Asynchronous cancellation** terminates the target thread immediately
 - **Deferred cancellation** allows the target thread to periodically check if it should be cancelled
 - More controlled and safe

36

Signal Handling

- Signals are used in UNIX systems to notify a process that a particular event has occurred
- All signals follow this pattern:
 1. Signal is generated by particular event
 2. Signal is delivered to a process
 3. Once delivered, a signal must be handled
- In **multithreaded systems**, there are 4 options:
 - Deliver the signal to the thread to which the signal applies
 - Deliver the signal to every thread in the process
 - Deliver the signal to certain threads in the process
 - Assign a specific thread to receive all signals for the

37

Thread Pools

- Threads come with some overhead as well
- Unlimited threads can exhaust system resources, such as CPU or memory
- Create a number of threads at process startup) and put them in a pool, where they await work
- When a server receives a request, it awakens a thread from this pool
- Advantages:
 - Usually faster to service a request with an existing thread than create a new thread
 - Allows the number of threads in the application(s) to be bound to the size of the pool
- Number of threads in the pool can be setup according to:
 - Number of CPUs, memory, expected number of concurrent requests

38


Thread Specific Data

- Threads belonging to the same process share the data of the process
- In some cases, each thread needs to have its own copy of data → **thread specific**
- Useful when you do not have control over the thread creation process (i.e., when using a thread pool)

39

Summary

- Why do we need them?
- Threads vs Processes
- Threading Examples
- Threading Implementation & Multi-threading Models
- Other Threading Issues
 - Thread cancellation
 - Signal handling
 - Thread pools
 - Thread specific data



- **HW1 out today; due next Tuesday, Sept 15th!**
- **Next Lecture: CPU Scheduling**
- **Reading Assignment: Chapter 4 from Silberschatz.**

40

Acknowledgements

- “Operating Systems Concepts” book and supplementary material by A. Silberschatz, P. Galvin and G. Gagne
- “Operating Systems: Internals and Design Principles” book and supplementary material by W. Stallings
- “Modern Operating Systems” book and supplementary material by A. Tanenbaum
- R. Doursat and M. Yuksel from UNR