

LECTURE - IV THREADS

Tevfik Koşar

Louisiana State University
January 24th, 2008

Roadmap

- Processes
 - Interprocess Communication
- Threads
 - Threads vs Processes
 - Multi-threading Models
 - Threading Issues



2

Cooperating Processes

- **Independent** process cannot affect or be affected by the execution of another process
- **Cooperating** process can affect or be affected by the execution of another process
- Advantages of process cooperation
 - Information sharing
 - Computation speed-up
 - Modularity
 - Convenience

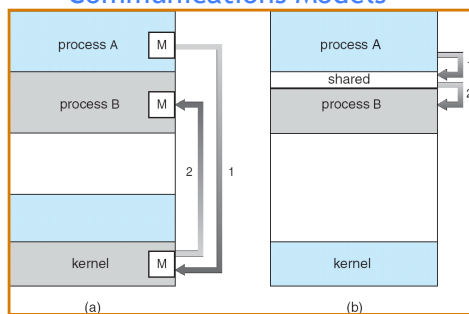
3

Interprocess Communication (IPC)

- Mechanism for processes to communicate and to synchronize their actions
- **Shared Memory**: by using the same address space and shared variables
- **Message Passing**: processes communicate with each other without resorting to shared variables

4

Communications Models



a) Message Passing

b) Shared Memory

5

Message Passing

- Message Passing facility provides two operations:
 - `send(message)` - message size fixed or variable
 - `receive(message)`
- If *P* and *Q* wish to communicate, they need to:
 - establish a *communication link* between them
 - exchange messages via *send/receive*
- Two types of Message Passing
 - direct communication
 - indirect communication

6

Message Passing - direct communication

- Processes must name each other explicitly:
 - `send(P, message)` - send a message to process P
 - `receive(Q, message)` - receive a message from process Q
- Properties of communication link
 - Links are established automatically
 - A link is associated with exactly one pair of communicating processes
 - Between each pair there exists exactly one link
 - The link may be unidirectional, but is usually bi-directional
- Symmetrical vs Asymmetrical direct communication
 - `send(P, message)` - send a message to process P
 - `receive(id, message)` - receive a message from any process
- Disadvantage of both: limited modularity, hardcoded

7

Message Passing - indirect communication

- Messages are directed and received from mailboxes (also referred to as ports)
 - Each mailbox has a unique id
 - Processes can communicate only if they share a mailbox
- Primitives are defined as:
 - `send(A, message)` - send a message to mailbox A
 - `receive(A, message)` - receive a message from mailbox A

8

Indirect Communication (cont.)

- Operations
 - create a new mailbox
 - send and receive messages through mailbox
 - destroy a mailbox
- Properties of communication link
 - Link established only if processes share a common mailbox
 - A link may be associated with many processes
 - Each pair of processes may share several communication links
 - Link may be unidirectional or bi-directional

9

Indirect Communication (cont.)

- Mailbox sharing
 - P_1 , P_2 , and P_3 share mailbox A
 - P_1 sends; P_2 and P_3 receive
 - Who gets the message?
- Solutions
 - Allow a link to be associated with at most two processes
 - Allow only one process at a time to execute a receive operation
 - Allow the system to select arbitrarily the receiver. Sender is notified who the receiver was.

10

Synchronization

- Message passing may be either blocking or non-blocking
- Blocking** is considered **synchronous**
 - Blocking send** has the sender block until the message is received
 - Blocking receive** has the receiver block until a message is available
- Non-blocking** is considered **asynchronous**
 - Non-blocking send** has the sender send the message and continue
 - Non-blocking receive** has the receiver receive a valid message or null

11

Buffering

- Queue of messages attached to the link; implemented in one of three ways
 1. Zero capacity - 0 messages
Sender must wait for receiver (rendezvous)
 2. Bounded capacity - finite length of n messages
Sender must wait if link full
 3. Unbounded capacity - infinite length
Sender never waits

12

THREADS

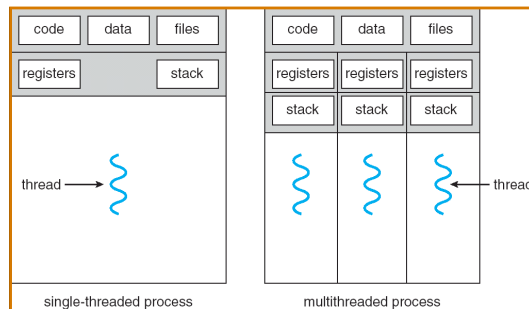
13

Motivation

- In certain cases, a single application may need to run several tasks at the same time
 - Create a new process for each task
 - Time consuming
 - Use a single process with multiple threads

14

Single and Multithreaded Processes



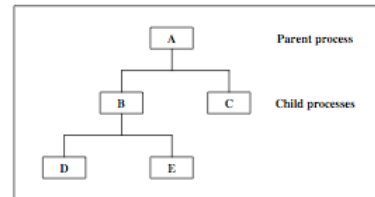
15

Multi-process model

Process Spawning:

Process creation involves the following four main actions:

- setting up the process control block,
- allocation of an address space and
- loading the program into the allocated address space and
- passing on the process control block to the scheduler

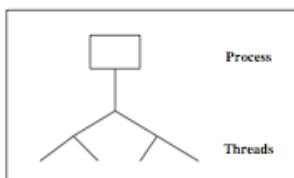


16

Multi-thread model

Thread Spawning:

- Threads are created *within and belonging to* processes
- All the threads created within one process share the resources of the process including the address space
- Scheduling is performed on a per-thread basis.
- The thread model is a *finer grain scheduling model* than the process model
- Threads have a similar *lifecycle* as the processes and will be managed mainly in the same way as processes are



17

Threads vs Processes

- Heavyweight Process = Process
- Lightweight Process = Thread

Advantages (Thread vs. Process):

- Much quicker to create a thread than a process
- Much quicker to switch between threads than to switch between processes
- Threads share data easily

Disadvantages (Thread vs. Process):

- Processes are more flexible
 - They don't have to run on the same processor
- No security between threads: One thread can stomp on another thread's data
- For threads which are supported by user thread package instead of the kernel:
 - If one thread blocks, all threads in task block.

18

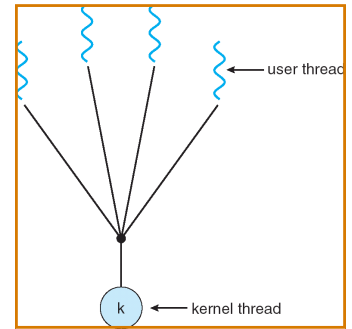
Different Multi-threading Models

- Many-to-One
- One-to-One
- Many-to-Many

19

Many-to-One Model

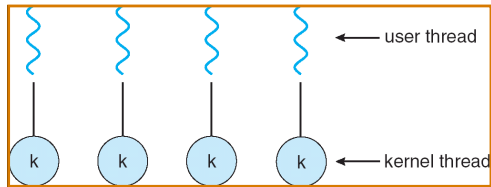
- Several user-level threads mapped to single kernel thread
- Thread management in user space → efficient
- If a thread blocks, entire process blocks
- One thread can access the kernel at a time → limits parallelism
- Examples:
 - Solaris Green Threads
 - GNU Portable Threads



20

One-to-One Model

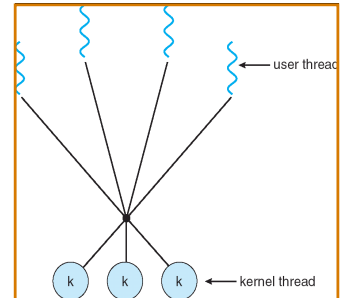
- Each user-level thread maps to a kernel thread
- A blocking thread does not block other threads
- Multiple threads can access kernel concurrently → increased parallelism
- Drawback: Creating a user level thread requires creating a kernel level thread → increased overhead and limited number of threads
- Examples: Windows NT/XP/2000, Linux, Solaris 9 and later



21

Many-to-Many Model

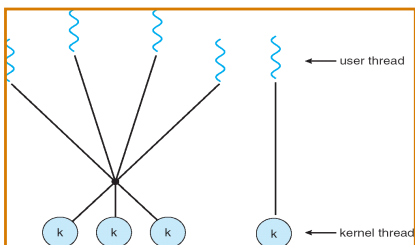
- Allows many user level threads to be mapped to a smaller number of kernel threads
- Allows the operating system to create a sufficient number of kernel threads
- Increased parallelism as well as efficiency
- Solaris prior to version 9
- Windows NT/2000 with the ThreadFiber package



22

Two-level Model

- Similar to M:M, except that it allows a user thread to be bound to kernel thread
- Examples: IRIX, HP-UX, Tru64 UNIX, Solaris 8 and earlier



23

Threading Issues

- Semantics of `fork()` and `exec()` system calls
- Thread cancellation
- Signal handling
- Thread pools
- Thread specific data

24

Semantics of fork() and exec()

- Semantics of **fork()** and **exec()** system calls change in a multithreaded program
 - Eg. if one thread in a multithreaded program calls **fork()**
 - Should the new process duplicate all threads?
 - Or should it be single-threaded?
 - Some UNIX systems implement two versions of **fork()**
 - If a thread executes **exec()** system call
 - Entire process will be replaced, including all threads

25

Thread Cancellation

- Terminating a thread before it has finished
 - If one thread finishes the searching a database, others may be terminated
 - If user presses a button on a web browser, web page can be stopped from loading further
- Two approaches to cancel the target thread
 - **Asynchronous cancellation** terminates the target thread immediately
 - **Deferred cancellation** allows the target thread to periodically check if it should be cancelled
 - More controlled and safe

26

Signal Handling

- Signals are used in UNIX systems to notify a process that a particular event has occurred
- All signals follow this pattern:
 1. Signal is generated by particular event
 2. Signal is delivered to a process
 3. Once delivered, a signal must be handled
- In **multithreaded systems**, there are 4 options:
 - Deliver the signal to the thread to which the signal applies
 - Deliver the signal to every thread in the process
 - Deliver the signal to certain threads in the process
 - Assign a specific thread to receive all signals for the

27

Thread Pools

- Threads come with some overhead as well
- Unlimited threads can exhaust system resources, such as CPU or memory
- Create a number of threads at process startup) and put them in a pool, where they await work
- When a server receives a request, it awakens a thread from this pool
- Advantages:
 - Usually faster to service a request with an existing thread than create a new thread
 - Allows the number of threads in the application(s) to be bound to the size of the pool
- Number of threads in the pool can be setup according to:
 - Number of CPUs, memory, expected number of concurrent requests

28


Thread Specific Data

- Threads belonging to the same process share the data of the process
- In some cases, each thread needs to have its own copy of data → **thread specific**
- Useful when you do not have control over the thread creation process (i.e., when using a thread pool)

29

Summary

- Processes
 - Interprocess Communication
- Threads
 - Threads vs Processes
 - Multi-threading Models
 - Threading Issues



- **Next Lecture: CPU Scheduling**
- **Reading Assignment: Chapter 4 from Silberschatz.**
- **HW 1 is due next Thursday before the class**

30

Acknowledgements

- “Operating Systems Concepts” book and supplementary material by A. Silberschatz, P. Galvin and G. Gagne
- “Operating Systems: Internals and Design Principles” book and supplementary material by W. Stallings
- “Modern Operating Systems” book and supplementary material by A. Tanenbaum
- R. Doursat and M. Yuksel from UNR